

Index

Numbers

3-D

- graphs 119
- pie charts 122
- references 105

3-D Pie Chart button 122

A

- absolute references 88, 100
- Access 135
- Accounting format 62
- activating windows 40
- active cell 6
 - changing 7, 13
 - in range 16
- adding values 166
- addition 84, 86
- addresses, cell 6, 7
- adjusting
 - column width 20
 - margins in Print Preview 72
 - standard column width 57
- alert buttons 10
- Align Left button 56
- Align Right button 56
- alignment
 - default, changing 56
 - of values 9, 11
 - text 7, 9, 58
- All Borders button 75
- area graphs 118
- arguments 87, 169
 - text values as 98
- arithmetic 84
 - date/time 12
 - operators 84
- Arrange command 30, 40, 49, 182
- arranging windows 30, 31, 40, 49, 182
- arrays 177
- arrows, tracer 172
- Ask A Question feature 32
- auditing worksheets 165
- AutoCalculate
 - applying functions with 95
 - area 6
 - finding lowest value with 95

- AutoCalculate area 96
- AutoComplete 8
- AutoCorrect feature 45
- AutoFill
 - copying formulas with 100, 110
 - creating date series with 102
 - custom lists 101
 - incrementing values with 102, 136
 - options 102
 - specifying step value with 136
- AutoFilter 145
 - Top 10 option 146
 - turning on/off 145, 148
- AutoFormat command 111
- autoformats 111
 - removing 112
 - worksheets 111
- AutoSum button 86, 93, 104
- AVERAGE function 93
- averages 88, 93
- axis labels, formatting 127

B


- backups, creating 26
- bar graphs 118
- Bold button 21
- bold formatting 21, 61
- borders 66
 - around cells 75
 - around graphs 128
 - buttons for 66
- Borders button 75
- breaks
 - line 58
 - page 70
- building formulas manually 85
- buttons
 - alert 10
 - displaying
 - hidden 22
 - more/fewer 21
 - tab scrolling 14
 - toggle 21
 - toolbar 21

C

- calculating
 - effects of variables 177
 - loans 174, 177, 178
 - ~~calculating~~ with names 96
- calculation areas, setting up 90
- calculations 93
 - adding 171
 - arrays 177
 - circular 172
 - controlling 174
 - in pivot tables 156
 - manual 174
 - overriding default order 85
- Cancel button 7
- cascading windows 31
- cell references 85
 - in formulas 88
- cells 6
 - absolute references 100
 - active 6
 - changing 7, 13
 - in range 16
 - addresses/references 6, 7
 - attaching comments to 50
 - borders 66, 75
 - clearing 88
 - color, changing 177
 - copying 134
 - deleting 44
 - formatting 18
 - formula references
 - checking 98
 - headings, too long 7
 - inserting 43
 - jumping to 89
 - merging 61
 - named
 - in formulas 96
 - inserting in formulas 89
 - naming 88, 96
 - preformatting 67
 - references 85
 - relative references 100
 - selecting 7
 - shading 66
 - wrapping text in 58

- Cells command 18, 43, 58, 66
 - Format menu 9
- Center button 22, 56
- centering
 - entries 22
 - headings 56
 - across columns 61
 - worksheets, on page 72, 131
- changes, tracking 50
- changing
 - entries 36
 - graph types 122
 - margins 71
 - orientation 72
 - scenarios 182
- character formatting 56
- Chart command (toolbar shortcut menu) 23
- Chart Options command 125, 129
- chart sheets 15
 - creating graphs on 114
- Chart Tips 116
- Chart toolbar 23, 115, 121, 158
- Chart Type button 121, 122, 159
- Chart Type command 120, 123, 158
- Chart Wizard 113, 119
- Chart Wizard button 113, 119, 158
- charts 122
 - pivot 152
 - viewing 158
- ChartTips 125
- checking spelling 46
- circular calculations 172
- Circular Reference toolbar 172, 173
- circular references 172, 173
- Clear/Comments command 51
- clearing
 - criteria 144
 - formulas 88
- clicking commands, on shortcut menus 20
- Clipboard 37
 - Office 134
 - pastings from 135
 - task pane 37, 134
- Close button 33, 36, 42
- Close Window button 29
- closing
 - floating toolbars 115
 - task panes 36
 - windows 42
 - workbooks 29, 50
- Collapse button 94
- collapsing outlines 151
- Column Chart button 121
- column graphs 113, 118
- Column Width command (column shortcut menu) 20
- Column/AutoFit Selection command 58, 67
- Column/Standard Width command 57
- columns 6
 - adjusting width 20
 - centering headings across 61
 - copying values down 163
 - deleting 141
 - freezing 140
 - headers 16
 - headings 7
 - hiding 42
 - inserting 42, 136
 - moving 150
 - multiple, changing widths of 57
 - selecting 16, 42
 - width of, adjusting
 - standard 57
 - to fit longest entry 57, 67
- combination graphs 119, 124
- Comma Style button 61
- commands
 - clicking, on shortcut menus 20
 - corresponding buttons 17
 - repeating 47
- comments
 - attaching to cells 50
 - displaying 52
- Compare and Merge Workbooks command 52
- Compare Side by Side with command 53
- comparing workbooks 53
- comparison operators 142
- completing entries 6, 7, 8
- conditional formatting 95
- Conditional Formatting command 95
- Consolidate command 150, 152
- consolidating data 150
 - across multiple worksheets 152
 - linking and 151
- controlling worksheet calculation 174
- Copy button 37, 134
- copying
 - by dragging 41
 - cells 134
 - entries 36, 37
 - between worksheets 38
 - by dragging 41
 - with fill command 100
 - with shortcut menus 37
 - formats 67, 92
 - formatting 64
 - formulas 99
 - into consecutive cells 163
 - more than one 135
 - with AutoFill 100, 110
 - into ranges 100
 - multiple items 134
 - with keyboard 40
 - worksheets, between workbooks 47
- correcting mistakes 8
- COUNT function 167
- COUNTA function 167
- counting entries 167
- Create New Folder button 25

- creating
 - sales logs 134
 - templates 68
 - workbooks
 - from existing 26
 - from templates 69
 - new 28
 - workspaces 30
- criteria
 - clearing 144
 - filtering 147
 - form 143
 - in data forms 143
 - ranges 148
- Criteria button 143
- currency
 - displaying values as 62
 - formatting 62
 - in graphs 128
 - negative values 62
- Currency format 63
- Currency Style button 62
- custom
 - dictionaries 45
 - graphs 123
 - headers/footers 72
 - lists 101
 - number formats 63
 - templates 68
- Custom Footer button 73
- Custom Header button 73
- Custom.dic 45
- Customize command 24
- customizing
 - filters 147
 - toolbars/menus 24
- customizing toolbars/menus 24
- Cut button 40
- cutting 40
- D**
- data, consolidating 150
 - across multiple worksheets 152
- data forms 142
 - adding/deleting records 144
- criteria 143
 - clearing 144
 - operators for 142
- deleting records 145
- displaying 142
- finding records in 142
- restoring entries 142
- size of 142
- data markers 121
 - formatting 126
- data tables 177
 - adding to graphs 129
 - for one variable 177
 - for two variables 178
- data validation 166
- database functions 168
- databases
 - flat, vs. relational 134
 - key fields 134
- dates 6
 - arithmetic 12
 - creating series with AutoFill 102
 - entering 12
 - formatting 18, 64
- decimals, increasing/decreasing 61, 163
- decision-making formulas 97
- Decrease Decimal button 61, 163
- default
 - graphs 119
 - number of worksheets, changing 47
 - text alignment 7, 9, 56
 - value alignment 9, 11, 56
- Delete command (column shortcut menu) 44, 141
- Delete command (row shortcut menu) 42
- Delete Comment button 51
- Delete Comment command (cell shortcut menu) 51
- Delete Sheet command 47
- deleting
 - cells 44
 - columns 141
 - graphs 117
 - records, in data forms 145
 - rows 42
 - worksheets 47
- desktop shortcuts 4
- dialog boxes 18
 - moving 94, 150
- dictionaries 45
- displaying
 - formulas 86
 - gridlines 74
 - hidden buttons 22
 - menus 24
 - properties 30
 - toolbar buttons 21
 - toolbars 23
- division 84
- docking toolbars 24
- document workspace 54
- dollars and cents 62
- Doughnut Chart button 122
- doughnut charts 122
- doughnut graphs 118
- drag-and-drop editing 41, 47
- dragging dialog boxes 150
- Drawing toolbar 110
- E**
- Edit Comment button 51
- Edit Comment command (cell shortcut menu) 51
- Edit/Repeat Insert Worksheet 47
- editing
 - drag-and-drop 41, 47
 - entries 36
 - tracking 50, 52
 - undoing 38, 117
 - worksheets 36
 - multiple simultaneously 55
- employees worksheets 162
- enhancing graphs 124
- Enter button 7
- Enter key, changing default action of 7
- entering
 - dates/times 12

- formulas 84, 85
 - from scratch ~~SUM~~ function, creating 87
- functions 93
- numbers, as text 9
- text 7
 - with AutoComplete 8
- values 11
- entries
 - bold 61
 - bold italic 61
 - centering 22
 - changing 36
 - completing 6, 7, 8
 - copying 36, 37
 - between worksheets 38
 - by dragging 41
 - with fill command 100
 - with shortcut menus 37
 - correcting 8
 - counting 167
 - cutting 40
 - editing 36
 - finding/replacing 36
 - italicizing 56
 - moving 39, 40, 90
 - by dragging 41
 - overwriting 10
 - pasting 37, 40
 - picking from list 8
 - rotating 59
 - too long 7
- equations 84
- estimate worksheets 167
- estimating workbooks 162
- Excel
 - quitting 33
 - starting 4, 5
- Exit command 33
- expanding outlines 151
- external data sources 153
- F**
- Field Settings button 156
- fields 142
 - dragging to pivot table 155
- file extensions, turning on or off 39
- files, managing 29
- Fill Color button 177
- Fill command 100
- fill handles 100
- Fill/Down command 163
- Filter command 148
- Filter/Advanced 148
- Filter/AutoFilter command 145, 148
- Filter/Show All command 148
- filtering
 - criteria 147
 - in pivot tables 156
 - operators 147
 - records 145
 - Top 10 option 146
 - with criteria ranges 148
- filters, customizing 147
- Find and Replace feature 36
- Find Next button 143
- Find Prev button 143
- finding
 - entries 36
 - lowest value 95
 - ranges 98
 - records 143
 - in data forms 142
 - with AutoFilter 145
 - values 
 - highest 95
 - unknown 174
 - workbooks 30
- First Sheet button 48
- flat databases 134
- floating toolbars 23
 - closing 115
- folders, creating while saving 25
- fonts, changing 61
- footers
 - adding to worksheets 72
 - custom 73
- FORECAST function 177
- forecasting values 177
- Form command 143
- Format Axis command (graph shortcut menu) 128
- Format Cells command (cell shortcut menu) 60, 64
- Format Chart Area command (graph shortcut menu) 128
- Format Chart Title command (graph shortcut menu) 127
- Format command (cell shortcut menu) 63
- Format Data Series command (marker shortcut menu) 126
- Format Legend command 128
- Format Legend command (legend shortcut menu) 128
- Format Painter button 64, 67, 92
- Format/Cells 58
- formats
 - Accounting 62
 - copying 67, 92
 - Currency 63
 - General 61
 - numbers, custom 63
- formatting
 - autoformats 111
 - removing 112
 - bold 21, 61
 - bold italic 61
 - borders 66
 - cells 18
 - centering 22
 - characters 56
 - conditional 95
 - copying 64
 - currency 62
 - data markers 126
 - dates 18, 64
 - dates/times 12
 - graph axis labels 127
 - graph borders 128
 - graph text 127
 - graphs 122
 - italic 22, 56
 - legends 128
 - numbers, as text 9
 - painting, into multiple cells 65
 - phone numbers 9
 - pivot tables 157

- formatting (*continued*)
 - ranges as lists 135
 - shading 66
 - social security numbers 9
 - values 61
 - with styles 65
 - worksheets 55
 - with autoformats 111
 - ZIP codes 9
- Formatting toolbar 21, 55
- forms
 - criteria 143
 - data 142
- Formula Auditing command 165
- formula bar 6, 85
- formulas 6, 82, 84
 - building manually 85
 - cell references in 85, 88
 - clearing 88
 - copying 99
 - down a column 163
 - multiple 135
 - with AutoFill 100, 110
 - decision-making 97
 - displaying 86
 - entering 84, 85
 - from scratch 87
 - linking worksheets with 101, 104
 - named cells in 96
 - names in 89, 96, 170
 - pasting 99
 - names in 89
 - references, checking with Range Finder 97
- freefloating notes 110
- Freeze Panes command 140
- freezing
 - columns 140
 - headings 139
 - panes 140
- functions
 - anatomy of 87
 - applying, with AutoCalculate 95
 - arguments 87, 169
 - AVERAGE 93
 - COUNT 167
 - COUNTA 167
 - database 168
 - descriptions 96
 - entering 93
 - FORECAST 177
 - help with 96
 - HLOOKUP 168
 - IF 97
 - IF, and operators 97
 - inserting 169
 - mathematical 95
 - MAX 95
 - MIN 96
 - names, capitalizing 87
 - nested 167
 - pasting 94, 174
 - PMT 174, 176, 177, 178
 - RIGHT 99
 - ROUND 163, 166, 167
 - statistical 93
 - SUM 87, 166
 - syntax 94
 - using names in 170
 - VLOOKUP 168, 169
- G**
 - General format 61
 - Go To command 13
 - Goal Seek command 174
 - graphics, creating in worksheets 110
 - graphs 108
 - 3-D 119
 - 3-D pie 122
 - adding data to 116, 121
 - adding values 121
 - area 118
 - axes 127
 - scaling 128
 - axis labels, customizing 127
 - bar 118
 - borders 128
 - changing type of 122
 - chart sheets and 114
 - column 113, 118
 - combination 119, 124
 - creating 113
 - currency in 128
 - custom 123
 - data tables, adding 129
 - default 119
 - deleting 117
 - doughnut 118, 122
 - enhancing 124
 - formatting 122
 - gridlines in 129
 - high-low-close 118
 - legends, formatting 128
 - line 118, 122
 - linking to worksheets 113, 116
 - moving 115
 - notes, adding 125
 - objects, selecting 121
 - pie 118, 120
 - plotting 113
 - previewing 130
 - printing 130, 131
 - radar 118
 - scale of 116
 - scatter 118
 - selecting parts of 121
 - setting up worksheets for 110
 - shortcut menus for 124
 - sizing 115
 - stock 118
 - surface 118
 - text
 - adding 125
 - formatting 127
 - titles, adding 125
 - types of 118
 - changing 120
 - updating 116
 - worksheets and 113
 - XY 118
 - gridlines
 - displaying 74
 - on graphs 129
 - removing 74
 - Group and Outline/Auto Outline command 151
 - Group and Outline/Clear Outline command 151
 - grouping worksheets 55, 85

H

handles 115
headers, custom 73
headings
 adding to worksheets 72
 centering 56
 across columns 61
 column/row 16
 entering 6
 freezing 139
 repeating on multiple pages 76
 rotating 59
 too long 7
help 32
 getting with Office Assistant 32
 Type a question for help feature 32
 with functions 96
hidden buttons, displaying 22
Hide command (column/row shortcut menu) 42
Hide Comment button 52
hiding
 columns/rows 42
 Office Assistant 78
high-low-close graphs 118
highest value, finding 95
HLOOKUP function 168
horizontal lookup tables 168
HTML 77
 viewing source code 81
hyperlinks 80
HyperText Markup Language 77

I

IF function 97
importing lists 135
Increase Decimal button 62
incrementing values with AutoFill 136
increments 101, 102
Insert command (column shortcut menu) 42, 136
Insert command (row shortcut menu) 42, 85
Insert Function button 94, 169

inserting
 cells 43
 columns 42, 136
 hyperlinks 80
 rows 42, 85, 110
 multiple 60
 worksheets 134
insertion point 7
Internet Explorer
 previewing workbooks with 77
 View Source command 81
Italic button 22, 56
italic formatting 22, 56
iteration 172, 174

J

jumping to named cells 89

K


key fields 134
keyboard, copying/moving with 40
keyboard shortcuts 13, 15
keys navigation 13

L

legends, formatting 128
line breaks in cells 58
Line Chart button 122
line graphs 118, 122
linking
 workbooks 170
 worksheets 101, 104, 164
 and graphs 113, 116
 during consolidation 151
 setting up for 102
Links command 171
List/Create List command 135
lists 132, 142
 adding/deleting records 144
 creating 135
 custom 101
 deleting records 145
 formatting ranges as 135
 importing 135
 moving from record to record 143
 pasting into worksheet 167

 setting up 134
 summarizing 150
loans, calculating 174, 177, 178
logical operators 97
long values 11
looking up information 168, 169
lookup tables 168, 169
 sorting 163
lowest value, finding 95

M

macro sheets 15
Macro/Record New Macro command 19
macros 19
managing files/workbooks 29
manual calculation 174
margins
 adjusting in Print Preview 72
 changing 71
 setting 72, 131
 in print preview 72
Margins button (Print Preview toolbar) 72
mathematical functions 95
MAX function 95
Maximize button 42
maximizing windows 42
maximum value 177
menus
 custom 24
 displaying 24
 expanding 18
 personalized 23
 shortcut 20
Merge and Center button 61
merged cells, splitting 61
merging
 cells 61
 scenarios 180
 workbooks 52
Microsoft Graph 108, 113
Microsoft Office Online  command 32
Microsoft web site 32
MIN function 96
mistakes, correcting 8
More Functions command 95

- mouse
 - right-clicking 20
 - selecting ranges with 15
- move handles 21
 - toolbar 24
- moving 13
 - between worksheets 14, 15
 - columns 150
 - dialog boxes 94
 - entries 39, 40, 90
 - by dragging 41
 - graphs 115
 - toolbars 23, 24
 - on toolbar row 21
 - with Go To 13
 - with keyboard 13, 40
 - with scroll bars 13
 - worksheets
 - to different workbook 48
 - within workbooks 48
- multiple actions 38
- multiplication 84
- N**
- name box 6, 88
- Name/Define command 88, 96
- Name/Paste command 89
- names
 - assigning to cells/ranges 164
 - calculating with 96
 - defining 88
 - jumping to associated cell 89
 - pasting 89, 167
 - range, extending 164
 - using in formulas 89, 170
 - using in functions 170
- naming
 - cells 88, 96
 - conventions 89
 - ranges 88, 164
 - workbooks 25
 - worksheets 48
- navigation keys 13
- negative currency 62
- negative payments 176
- nested functions 167
- network places 78
- New button 28, 49
- New command 69
- New Comment button 51
- New Window command 39
- New Workbook button 167
- New Workbook task pane 69
- notes
 - adding to graphs 125
 - freefloating 110
- numbers 6
 - entering as text 9
 - formats, custom 63
 - formatting as text 9
 - social security, formatting 9
 - telephone, formatting 9
 - ZIP code, formatting 9
- numeric values 163
- O**
- Office Assistant
 - displaying 5
 - getting help with 32
 - hiding 78
- Office Clipboard 37, 134
- Office On The Web command 32
- Open button 28
- Open command 28
- opening workbooks 5, 28, 171
- operators
 - arithmetic 84
 - comparison 142
 - in filters 147
 - in IF functions 97
- order of calculation,
 - overriding 85
- orientation of worksheets,
 - changing 72
- outlines, expanding/collapsing 151
- outlining worksheets 151
- Outside Borders button 75
- overhead worksheets 164
- overwriting existing entries 10
- P**
- Page Break command 70
- Page Break Preview button 70
- page breaks 70
 - previewing 70
 - removing 70
 - viewing 130
- Page Setup command 71, 72, 74
- painting formatting 65
- panes, freezing 140
- Paste All button (Clipboard task pane) 135
- Paste button 37, 38, 40
- Paste command (cell shortcut menu) 38
- Paste Function button 174
- Paste Options button 39
- Paste Special command 121, 165
- pasting
 - entries 37, 40
 - formulas 99
 - from Office Clipboard 135
 - functions 94, 174
 - names 167
 - in formulas 89
- personalized menus/toolbars 23
- phone numbers, formatting 9
- Pick From Drop-down List 8
- pie charts 118, 120
 - 3-D 122
- pivot charts 152
 - plotting 158
- pivot tables 152
 - calculation type, changing 156
 - creating 152
 - dragging fields to 155
 - external data sources 153
 - filtering in 156
 - formatting 157
 - modifying 156
 - plotting 158
 - ranges, adjusting 154
 - updating 156
- PivotTable And PivotChart Report command 152
- PivotTable and PivotChart Wizard 152, 154
- PivotTable Field List task pane 154
- PivotTable toolbar 154

- plotting graphs 113
- plotting pivot tables 158
- PMT function 174, 176, 177, 178
- pre-defined templates 69
- preformatting cells 67
- previewing
 - graphs 130
 - page breaks 70
 - web pages 77
 - worksheets 70
- Previous button 42
- Print Area command 76
- print area, specifying 76
- Print button 75, 131
- Print command 75
- Print Preview 70, 130
 - adjusting margins in 72
 - setting margins in 72
 - zooming in 71
- Print Preview button 70, 130
- Print Preview toolbar 71
- print titles 76
- printers, switching 76
- printing
 - graphs 130, 131
 - gridlines 74
 - worksheets 70
- properties, displaying 30
- Properties command 30
- protecting workbooks 28
- Protection/Protect Shared
 - Workbook command 28
- publishing
 - part of a worksheet 78
 - worksheets as web pages 77
- Q**
- Query Wizard 153
- quitting Excel 33
- R**
- radar graphs 118
- Range Finder 98
- ranges
 - active cell in 16
 - copying into 100
 - filling with entries 100
 - finding 98
 - formatting as lists 135
 - multi-block, selecting 15
 - named, in formulas 96
 - names, extending 164
 - naming 88, 164
 - pivot table, adjusting 154
 - references 15
 - selecting 15
 - variable, in multiple
 - formulas 177
- recording macros 19
- records 142
 - adding/deleting 144
 - deleting from lists 145
 - filtering 145
 - finding 143
 - in data forms 142
 - with AutoFilter 145
 - showing all 148
- Redo button 38
- redoing multiple actions 38
- references
 - 3-D 105
 - absolute 100
 - cell 85
 - circular 172, 173
 - resolving 174
 - range 15
 - relative 100
- referencing formula cells in other formulas 88
- Refresh Data button 156
- relational databases 134
- relative references 100
- Remove Page Break command 70
- Remove Split command 140
- removing
 - autoformats 112
 - gridlines 74
 - page breaks 70
 - split windows 140
- repeating
 - commands 47
 - headings on multiple pages 76
- replacing entries 36
- reports, scenario 183
- Research service 32
- resizing toolbars 23
- Restore button 142
- restoring
 - data form entries 142
 - sort order 141
- Reviewing toolbar 50
- revisions, tracking 50, 52
- RIGHT function 99
- right-clicking 20
- rotating headings/entries 59
- ROUND function 163, 166, 167
- rounding values 163, 166, 167
- rows 6
 - deleting 42
 - headers 16
 - headings 6
 - hiding 42
 - inserting 42, 85, 110
 - multiple 60
 - selecting 16, 42
- Rows command 60, 110, 164
- running macros 19
- S**
- sales log
 - adding sort codes 136
 - creating 134
- Save As command 25, 68
- Save as Web Page command 78
- Save button 25, 90
- Save Workspace command 31
- saving
 - files on web servers 78
 - web pages 78
 - workbooks 24, 90
 - as templates 68
 - in different formats 26
 - in existing folders 26
- scale of graphs 116
- scaling graph axes 128
- scatter graphs 118
- Scenario Manager 179
- scenarios 179
 - changing 182
 - creating 179
 - merging 180
 - reports 183

- Scenarios command 179, 182
 - scientific notation 11
 - ScreenTips 21, 32
 - scroll bars 13
 - scrolling
 - synchronized 140
 - windows 140
 - security 79
 - selecting
 - cells 7
 - columns/rows 16, 42
 - graph objects 121
 - ranges 15
 - series
 - adding to graphs 121
 - creating 136
 - step value other than 1 136
 - setting margins 131
 - setting up lists 134
 - Setup button (Print Preview toolbar) 71
 - shading 66
 - buttons for 66
 - Share Workbook command 28
 - shared workbooks 28
 - SharePoint team site 135
 - sheet tabs 14
 - naming 48
 - sheets 14
 - shortcut menus 20
 - clicking commands on 20
 - copying entries with 37
 - graphs 124
 - shortcuts, desktop 4
 - Show Comment button 52
 - simple formulas 84
 - sizing graphs 115
 - social security numbers, formatting 9
 - Solver 174
 - Sort Ascending button 138
 - sort codes 136
 - Sort command 137, 163
 - Sort Descending button 138
 - sort order, restoring 136, 141
 - sorting 136
 - ascending vs. descending 138, 163
 - lookup tables 163
 - on one column 137
 - on three columns 138
 - on two columns 138
 - without headings 137
 - worksheets 136
 - on one column 137
 - on three columns 138
 - on two columns 138
 - specifying print area 76
 - spell-checking 46
 - Spelling button 46
 - Split command 139
 - splitting
 - merged cells 61
 - windows 139
 - Standard toolbar 21
 - standard width of columns, changing 57
 - starting Excel 4, 5
 - statistical functions 93
 - status bar 6
 - AutoCalculate area 95
 - indicator 7
 - step values 136
 - stock graphs 118
 - Style command 65
 - styles 65
 - submenus 18
 - subtraction 84
 - SUM function 87, 166
 - summarizing data 150
 - surface graphs 118
 - switching printers 76
 - synchronized scrolling 140
 - syntax, function 94
- T**
- tab scrolling buttons 14
 - Table command 177, 178
 - tables
 - data 177
 - pivot 152
 - tabs, sheet 14, 48
 - Task Pane command 26
 - task panes
 - Clipboard 37, 134
 - closing 36
 - creating workbooks from 28
 - PivotTable Field List 154
 - vs. toolbars 21
 - templates
 - basing workbooks on 69
 - creating 68
 - custom 68
 - pre-defined 69
 - saving workbooks as 68
 - text 6
 - adding to graphs 125
 - alignment of 9
 - in cells 58
 - as arguments 98
 - centering 22
 - default alignment 7
 - entering 7
 - numbers as 9
 - with AutoComplete 8
 - making bold 21
 - making italic 22
 - wrapping in cells 58
 - tiling windows 49, 182
 - times 6
 - arithmetic 12
 - entering 12
 - titles 60
 - adding to graphs 125
 - printing on multiple pages 76
 - toggle buttons 21
 - toolbar buttons 21
 - Toolbar Options button 21, 22, 40
 - toolbars 21
 - buttons, copying with 37
 - changing default 24
 - Chart 23, 115, 121, 158
 - Circular Reference 172, 173
 - custom 24
 - displaying 23
 - displaying more/fewer buttons 21, 22
 - docking 24
 - Drawing 110

- floating 23
 - closing 115
- Formatting 21, 55
- hiding 23
- move handles 21
- moving 23, 24
- personalized 23
- PivotTable 154
- Print Preview 71
- resizing 23
- Reviewing 50
- Standard 21
- turning on/off 23, 24, 115, 121
- vs. task panes 21
- Toolbars command 50, 121
- Toolbars/Customize command 24
- Top 10 option 146
- totaling values 104, 166
 - with SUM function 87
- Trace Dependents button 173
- Trace Precedents button 173
- tracer arrows 172
- Track Changes command 52
- Track Changes/Accept or Reject
 - Changes command 54
- tracking changes 50, 52
- turning on/off
 - file extensions 39
 - toolbars 24
- Type a question for help
 - feature 32

U

- Undo button 38, 117
- undoing 38, 117
 - multiple actions 38
- Unfreeze Panes command 140
- ungrouping worksheets 68, 102
- Unhide command 42
- updating
 - pivot tables 156
 - graphs 116

V


- Validation command 166
- values 6
 - adding to graphs 121
 - alignment of 9, 11

- creating
 - series 136
 - with step value other than 1 136
- displaying as currency 62
- entering 11
- finding
 - highest/lowest 95
 - unknown 174
- forecasting 177
- formatting 61
 - in pivot tables 157
- incrementing with AutoFill 102, 136
- long 11
- lowest, finding with
 - AutoCalculate 95
- maximum 177
- negative 62
- rounding 163, 166, 167
- totaling 86, 104, 166
 - with SUM function 87
- underlying vs. displayed 62
- variable ranges in multiple
 - formulas 177
- variables
 - data tables for 177, 178
 - calculating effects of 177
- vertical lookup tables 168
- viewing
 - charts 158
 - HTML source code 81
- VLOOKUP function 168, 169

W

- web folders 78
- Web Page Preview command 77
- web pages
 - inserting hyperlinks 80
 - previewing 77
 - publishing
 - part of worksheet as 78
 - worksheets as 77
 - saving workbooks as 78
- web servers, saving files on 78
- what-if analysis 174

- width of columns, adjusting 20
 - standard 57
 - to fit longest entry 67
- wildcards 142
- windows
 - activating 40
 - arranging 30, 31, 40, 49, 182
 - cascading 31
 - closing 42
 - freezing 140
 - maximizing 42
 - multiple with same worksheet 39
 - opening new 39
 - scrolling 140
 - splitting 139
 - tiling 49
 - unsplitting 140
 - viewing multiple 49
- Windows Clipboard 37
- wizards
 - Chart 113, 119, 158
 - PivotTable and PivotChart 152, 154
 - Query 153
- workbooks 14
 - adding worksheets 134
 - backing up 26
 - closing 29, 50
 - comparing 53
 - copying worksheets between 47
 - creating,
 - based on template 69
 - from existing 26
 - new 28, 49, 167
 - new, from task pane 28
 - estimating, setting up 162
 - finding 30
 - linking 170
 - managing 29
 - merging 52
 - moving worksheets between 48
 - moving worksheets within 48
 - naming 25

- workbooks (*continued*)
 - opening 5, 28
 - linked 171
 - previewing as web pages 77
 - protecting 28
 - saving 24, 90
 - as templates 68
 - as web pages 78
 - in different formats 26
 - in existing folders 26
 - shared 28
 - shortcuts to, creating 4
 - tracking changes 52
 - viewing multiple 49
 - Worksheet command 134
 - worksheets
 - activating 14
 - auditing 165
 - autoformats, removing 112
 - centering on page 72, 131
 - changing margins 71
 - chart 15
 - consolidated, working
 - with 152
 - consolidating data across
 - multiple 152
 - controlling calculation of 174
 - copying
 - between workbooks 47
 - entries between 38
 - default number of, 
 - changing 47
 - deleting 47
 - displaying formulas in 86
 - editing 36
 - multiple simultaneously 55
 - employees, creating 162
 - estimate 167
 - formatting 55
 - with autoformats 111
 - graphics in 110
 - grouping 55, 85
 - headers/footers 72
 - inserting 134
 - linking 101, 104, 164
 - during consolidation 151
 - graphs to 113
 - setting up for 102
 - to graphs 116
 - macro 15
 - moving
 - around in 13
 - around, with keyboard 13
 - between 14
 - to different workbook 48
 - within workbooks 48
 - naming 48
 - organizing 90
 - orientation, changing 72
 - outlining 151
 - overhead 164
 - previewing 70
 - printing 70
 - publishing
 - as web pages 77
 - part of 78
 - scrolling 14
 - setting up for graphs 110
 - size of 6
 - sorting 136
 - on one column 137
 - on three columns 138
 - on two columns 138
 - tabs, naming 48
 - tracking changes 50
 - types of 14
 - ungrouping 68, 102
 - viewing parts in different
 - windows 39
 - workspaces, creating 30
 - wrapping text in cells 58
- X**
- x-axis 127
 - XY graphs 118
- Y**
- y-axis 127
- Z**
- ZIP codes, formatting 9
 - zooming in Print Preview 71